



Alliance Française

Seattle - USA

How to join a ZOOM meeting?

1. You will receive a communication via **email from the Alliance Française of Seattle** prior to the class. If not visible, you might find the email in your junk folder. Make sure to add our email address to the safe sender list so you will be able to receive all our communications afterward.
2. Click on **“Voir l'évènement de #nameofyourteacher”**. You'll be redirected to your class on Apolearn where you'll be able to find the event.



Link to access to our online class tomorrow

Camille Lainé-Poly vient de programmer un évènement dans **WIN20-Pas à Pas-Introductory French [DAY] - 2 Weeks Intensive.**



Camille Lainé-Poly

You'll find here the URL for our online class. You'll only need to click on the red button **“Lancer la classe virtuelle”** and then you'll normally be able to join the meeting directly on your browser. If not, you should be asked to download and launch the software Zoom, do so!

Informations sur l'évènement

Classe virtuelle
Commence : 12 Mars 2020 à 09:30
Se termine : 12 Mars 2020 à 11:30

[Voir l'évènement de Camille](#)

Envoyé par **Alliance Française de Seattle**. Note : merci de ne pas répondre à ce mail. Pour toute question, veuillez adresser vos demandes à l'adresse info@afseattle.org



Alliance Française

Seattle - USA

3. Simply click on “**Lancer la classe virtuelle**”.

Planifié par votre formateur **Camille Lainé-Poly**
12 Mars 2020

Commence: 12 Mars 2020 à 09:30 Se termine: 12 Mars 2020 à 11:30 [Ajouter au calendrier](#)

Link to access to our online class tomorrow
You'll find here the URL for our online class. You'll only need to click on the red button "**Lancer la classe virtuelle**" and then you'll normally be able to join the meeting directly on your browser. If not, you should be asked to download and launch the software Zoom, do so!

[Lancer la classe virtuelle](#)

[J'aime](#) [Commenter](#) [Voir l'évènement](#)

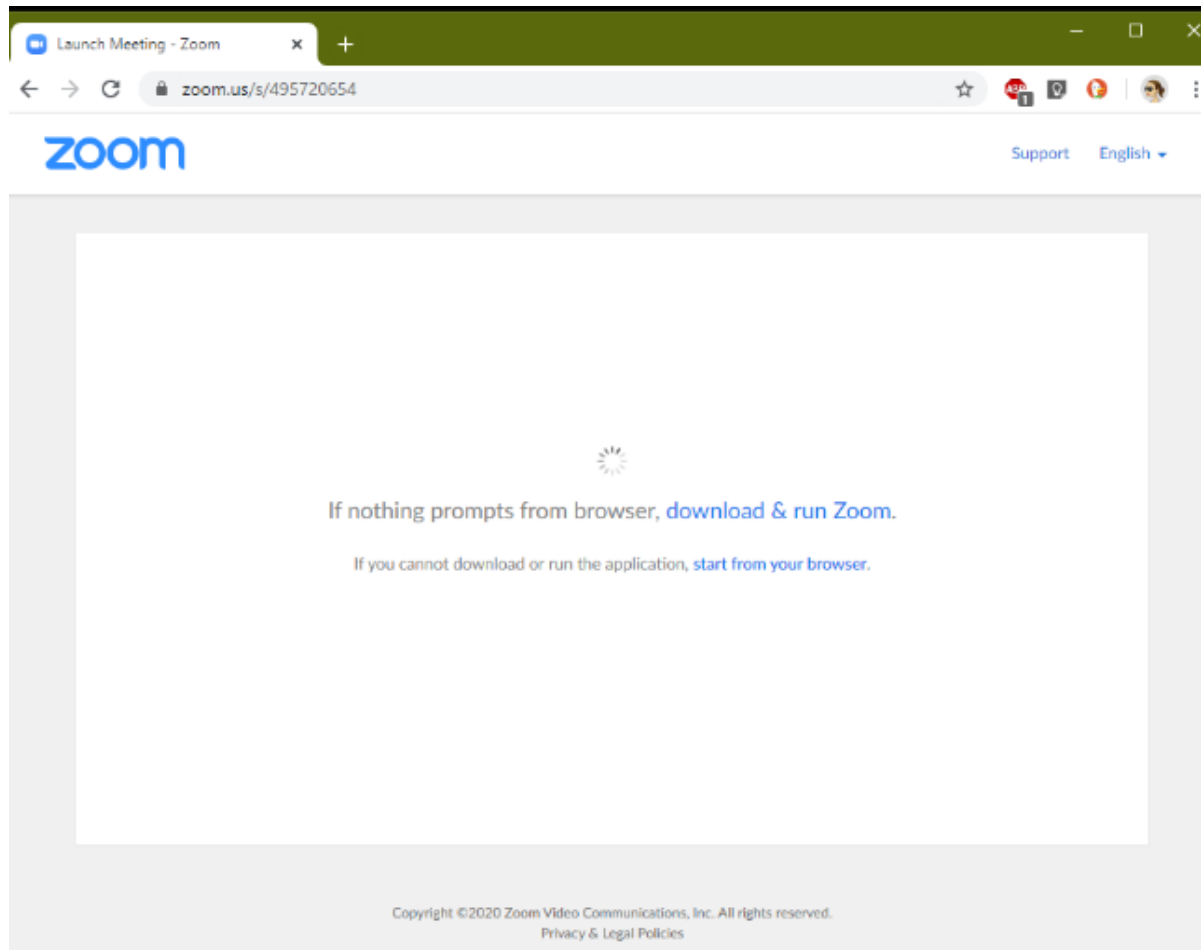
0 [commentaire](#)



Alliance Française

Seattle - USA

4. **A browser window will open** with a URL (web address) that will look similar to this: <https://zoom.us/s/495720654> (the numbers will change for every event).





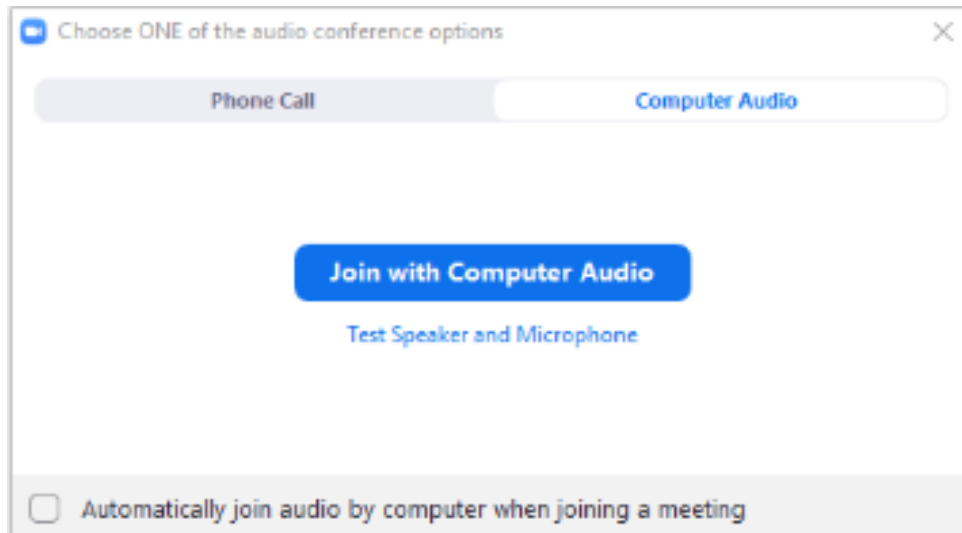
Alliance Française

Seattle - USA

You'll be asked to either **download & run Zoom** for a smoother experience **or** simply start the virtual class from your browser by clicking on "**start from your browser**". You can join the conference both ways.

Enter your name for the session and **voilà!** You are now entering the class.

5. A smaller window will open, here you should **make sure you have a microphone installed**. You can test your speaker and microphone at that stage as well as your webcam settings if you have one.



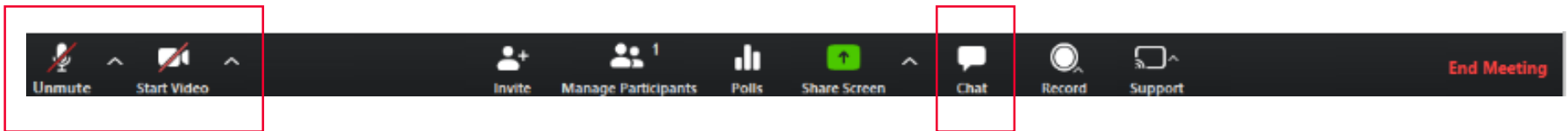


Alliance Française

Seattle - USA

How to interact in Zoom?

1. As in your physical class: **speak normally** in your microphone / to the webcam. But first, make sure you're not muted and that your camera is on 😊
2. You can interact with other students by moving your mouse. A menu will appear at the bottom of your screen with several options. One of them is a **chat**, which will open in a sidebar.

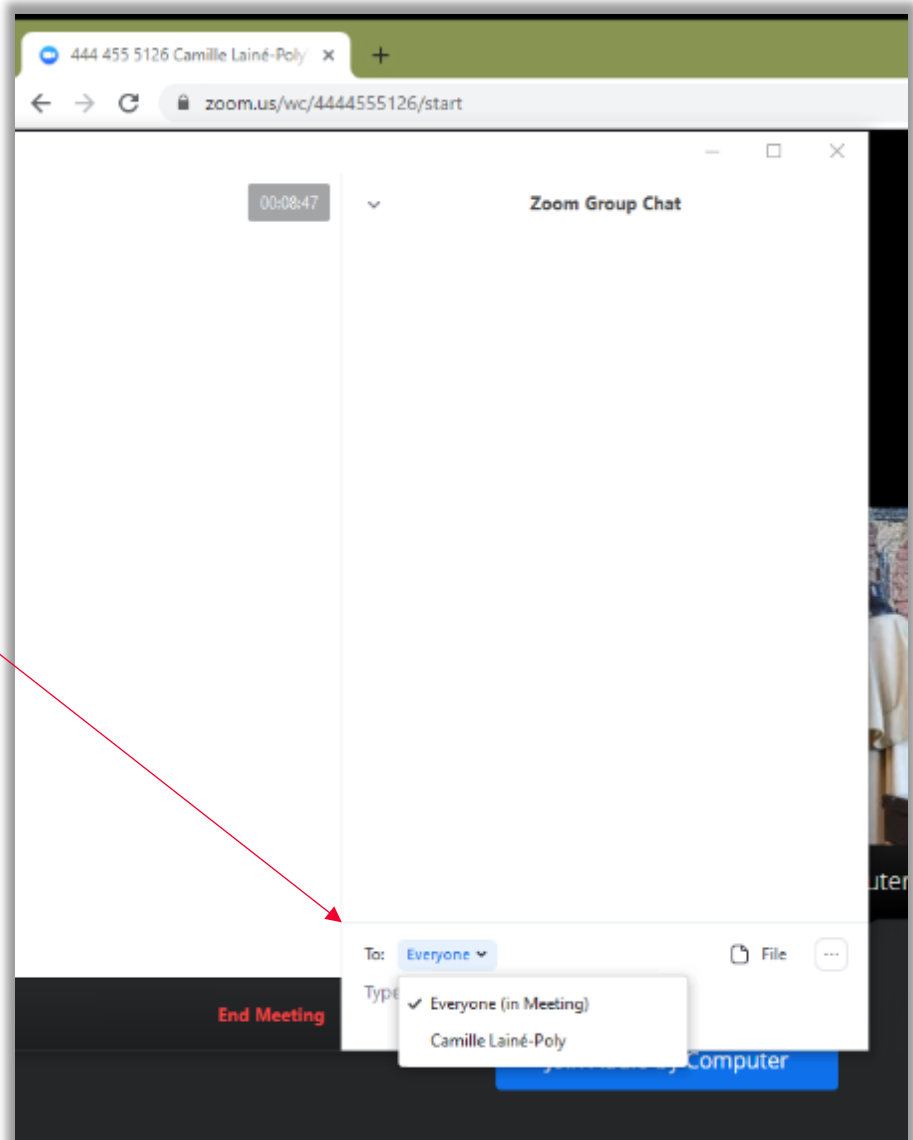




Alliance Française

Seattle - USA

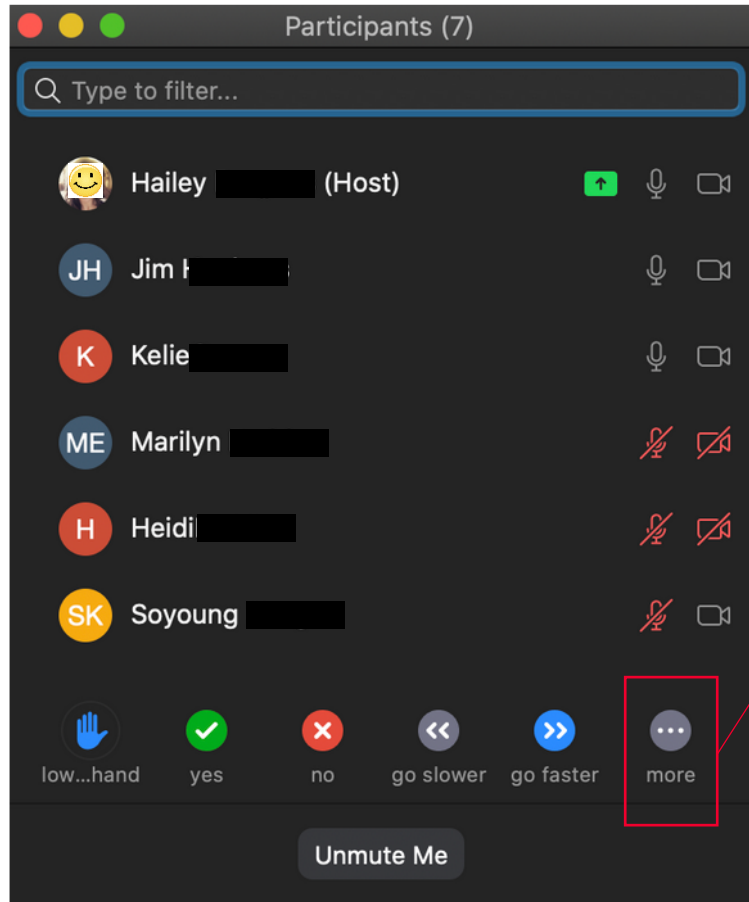
You can either choose to speak to everyone (your class entirely) or to someone.





Alliance Française
Seattle - USA

You'll be offered several possibilities as well: raise your hand, ask for help, go slower, ask for a break...



Feel free to explore all the possibilities!

And voilà! Enjoy your online French class with the AF Seattle!